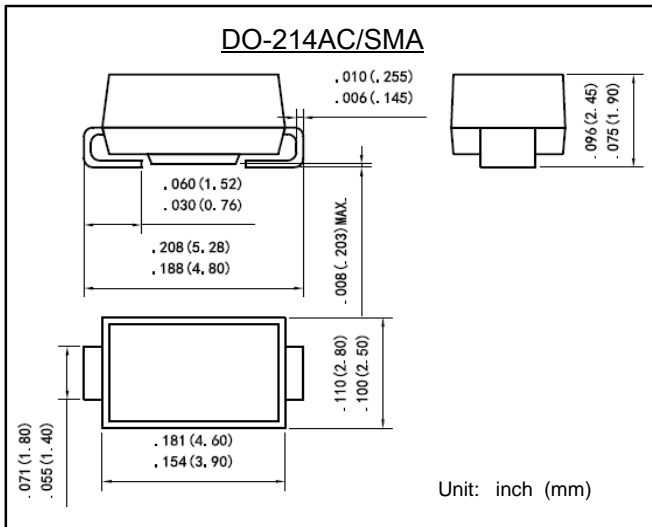


表面安装平面肖特基二极管
 反向电压 100 V
 正向电流 5.0 A

Surface Mounted Trench Low VF Schottky Barrier Rectifiers
 Reverse Voltage 100 V
 Forward Current 5.0 A



特征 Features

- 反向漏电流低 Low reverse leakage
- 正向浪涌承受能力强 High forward surge capability
- 高信赖性 High reliability
- 高温焊接保证 High temperature soldering guaranteed:
260°C/10 秒
260°C/10seconds
- 引线 and 管体皆符合RoHS标准
Lead and body according with RoHS standard
- 型号后缀“-F”标记无卤素产品,本体印字加“.”
Green compound with suffix "-F", Body Marking with "."

机械数据 Mechanical Data

- 封装外形:DO-214AC 塑封 Case:DO-214AC Molded plastic
- 环氧树脂: UL易燃等级: 94V-0
Epoxy: UL 94V-0 rate flame retardant
- 引脚: 镀锡,无铅 Lead: Pure tin plated, lead free

最大值和特性 Maximum Ratings & Characteristics

TA = 25°C 除非另有规定。

Ratings at 25°C ambient temperature unless otherwise specified.

参数 Parameter	符号 Symbols	TSS510LA	单位 Unit
最大可重复峰值反向电压 Maximum repetitive peak reverse voltage	V_{RRM}	100	V
最大均方根电压 Maximum RMS voltage	V_{RMS}	70	V
最大直流阻断电压 Maximum DC blocking voltage	V_{DC}	100	V
最大正向平均整流电流 Maximum average forward rectified current	$I_{F(AV)}$	5.0	A
正向不重复浪涌电流 8.3 ms单—正弦半波 Non-repetitive peak forward surge current 8.3 ms singlehalf sine-wave	I_{FSM}	150	A
最大正向电压 @IF=5.0A Maximum forward voltage	V_F	0.65	V
最大反向电流 @V _{DC} Maximum reverse current	I_R	TA= 25°C	50
		TA= 100°C	10
典型热阻 Typical thermal resistance (Note 1)	$R_{\theta JA}$	105	°C/W
	$R_{\theta JL}$	35	
典型结电容 VR=4.0V,f=1MHz Type junction capacitance	C_J	220	pF
工作结温 Operating junction	T_J	-55 --- +150	°C
存储温度 Storage temperature rang	T_{STG}	-55 --- +150	°C

备注 Note:

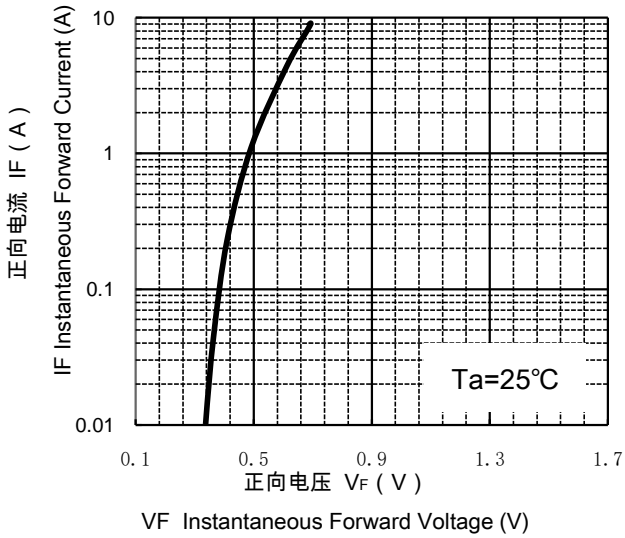
1) 安装在PCB板上,从PN结到周围环境的热阻。

1) Thermal resistance from junction to ambient, PCB mounted.

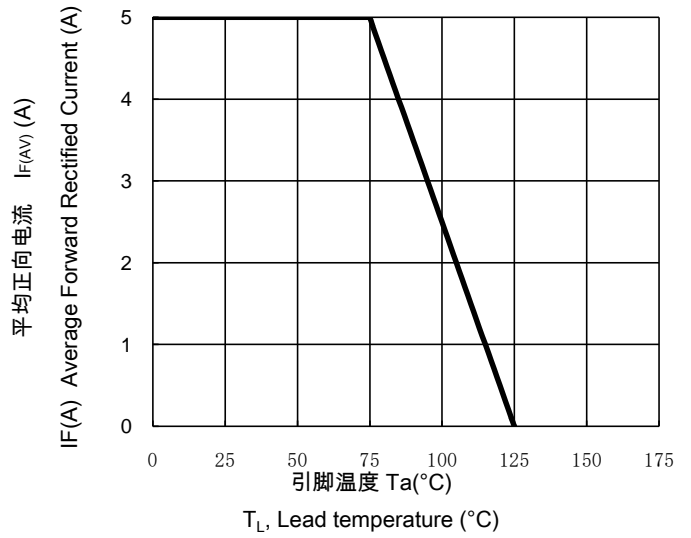


特性曲线 Characteristic Curves

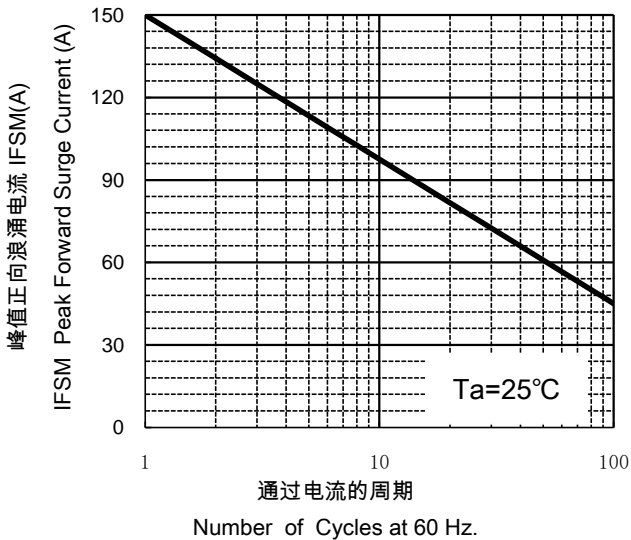
正向特性曲线 (典型值)
TYPICAL FORWARD CHARACTERISTIC



正向电流降额曲线
FORWARD CURRENT DERATING CURVE



浪涌特性曲线 (最大值)
MAXIMUM NON REPETITIVE
PEAK FORWARD SURGE CURRENT



反向特性曲线
Typical Reverse Characteristics

